


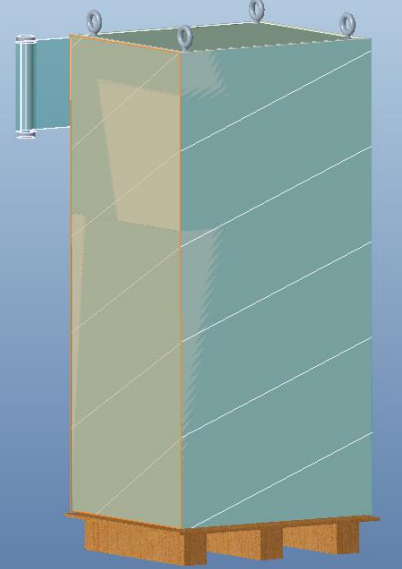



EverExceed uXcel Charger packaging step file

EverExceed packaging wood is treated with fumigation technology, effectively preventing termites and pests; The specific steps are as follows:

NO.	PICTURE	PROCESS EXPLANATION
1		Place the wooden base on the ground
2		Load the machine/panel on the wooden base. Will screw the panel and wooden base together.

3		<p>Stack a layer of foam with stretch film on the edge of the panel to prevent the switch button and touch screen panel from damaging.</p>
4		<p>Wrap the stretch film in order to protect the aluminum case.</p>

5		Cover up the front, back, left, right and top of the panel.
---	---	---